



Soft is a high-performance LED downlight with high color rendering CRI90 and low glare UGR<19. Soft is equipped with a deeper mounted LED source with a milky diffuser and an external matte aluminum reflector. Soft is equipped with a Citizen COB LED chip with high efficiency and high color rendering CRI90. The solid aluminum housing has sturdy clamp hinges. Supplied with non-dimmable Tridonic driver and a tool-less connection box for quick connection and through-wiring.

IP20	IK04	55	5 YEARS	up to 100	0,9	50.000 L80B20	YES	90	4000	NO	COB	16	NO	YES	YES

Technical specifications

Referentie	SOFT354
EAN code	5420076267629
ETIM code	EC001744

Electrical specifications

System power (W)	36,9
LED power (W)	35
Input voltage (Vac)	220-240Vac
Frequency (Hz)	50/60
Driver included	yes
Driver intern/extern	extern
Driver brand	Tridonic
Driver reference	LC 35/900/44
Dimmable	nee
Flicker free	yes
Power factor	0,9
Connection cable	0,2m
Driver output (V)	41V
Driver output (mA)	900mA
Isolation class	I
Energy class	A+
N° circ. breaker 16A C	65
N° circ. breaker 16A D	
Inrush current	25A 150µs

Warranty and certification

Lifetime (h)	50.000 L80B20
Warranty (years)	5 (excluding batteries)
ENEC	no

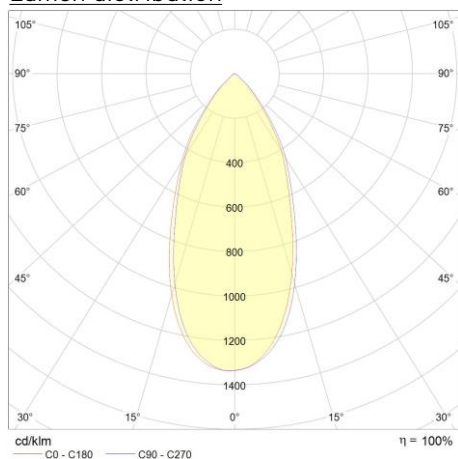
Photometric specifications

Light angle (°)	55
Color temperature (K)	4000
CRI	90
UGR	16
SDCM	3
Lumen output (Lm)	3626
Lm/W	100
Flux code	90 99 100 100 100
Ledchip	COB
Led manufacturer	Citizen
N° of LEDs	1
Photobiological class	RG0

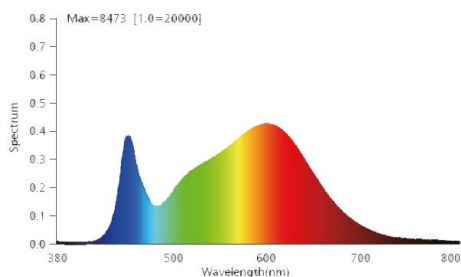
Dimensions and material properties

Dimensions (LxBxH)	212x212x110mm
Weight (kg)	1,3
Color	white
Working temp. (°C)	-20~+45
IP value	IP20
IK value	IK04
UV resistant	yes
Seawater resistant	no
UL94	
N° in masterbox	12
N° on pallet	
MOQ	1
Stock item	yes

Lumen distribution

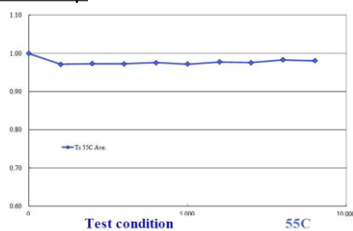


Spectrum distribution



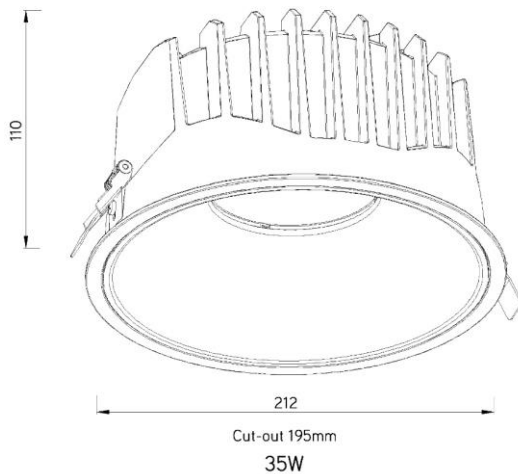
Distance curve:

Lumendrop



Test condition		55C
Sample size		11pcs
Number of failures		0pcs
DUT drive current used in the test		4140mA
Test duration		9,000H
Test duration used for projection		4,000H - 9,000H
Tested case temperature Tc		55C
a		-1.61953E-06
B		0.967
Reported L70 (5%)(hour)		>50000
Reported L80 (5%)(hour)		>50000
Reported L90 (5%)(hour)		>50000

Dimensions



Connection diagram

