



Soft is a high-performance LED downlight with high color rendering CRI90 and low glare UGR<19. Soft is equipped with a deeper mounted LED source with a milky diffuser and an external matte aluminum reflector. Soft is equipped with a Citizen COB LED chip with high efficiency and high color rendering CRI90. The solid aluminum housing has sturdy clamp hinges. Supplied with non-dimmable Tridonic driver and a tool-less connection box for quick connection and through-wiring.

IP20	IK04	55	5 YEARS	up to 100	0,9	50.000 L80B20	YES	90	3000	NO	COB	16	NO	YES

### Technical specifications

Referentie	SOFT353
EAN code	5420076267612
ETIM code	EC001744

### Electrical specifications

System power (W)	36,9
LED power (W)	35
Input voltage (Vac)	220-240Vac
Frequency (Hz)	50/60
Driver included	yes
Driver intern/extern	extern
Driver brand	Tridonic
Driver reference	LC 35/900/44
Dimmable	nee
Flicker free	yes
Power factor	0,9
Connection cable	0,2m
Driver output (V)	41V
Driver output (mA)	900mA
Isolation class	I
Energy class	A+
N° circ. breaker 16A C	65
N° circ. breaker 16A D	
Inrush current	25A 150µs

### Warranty and certification

Lifetime (h)	50.000 L80B20
Warranty (years)	5 (excluding batteries)
ENEC	no

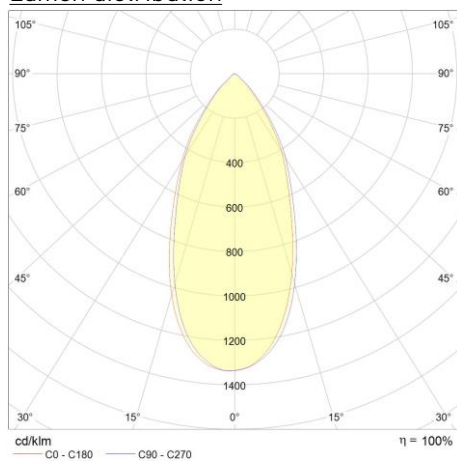
### Photometric specifications

Light angle (°)	55
Color temperature (K)	3000
CRI	90
UGR	16
SDCM	3
Lumen output (Lm)	3397
Lm/W	100
Flux code	90 99 100 100 100
Ledchip	COB
Led manufacturer	Citizen
N° of LEDs	1
Photobiological class	RG0

### Dimensions and material properties

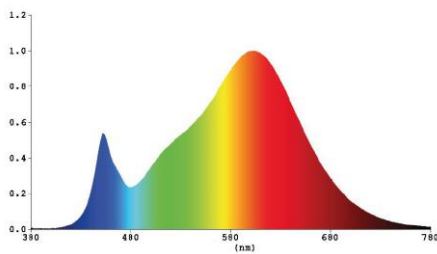
Dimensions (LxBxH)	212x212x110mm
Weight (kg)	1,3
Color	white
Working temp. (°C)	-20~+45
IP value	IP20
IK value	IK04
UV resistant	yes
Seawater resistant	no
UL94	
N° in masterbox	12
N° on pallet	
MOQ	1
Stock item	yes

## Lumen distribution

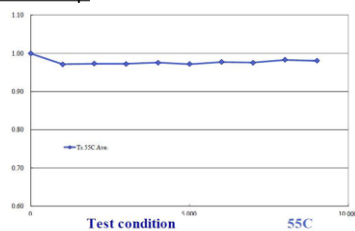


## Distance curve:

## Spectrum distribution

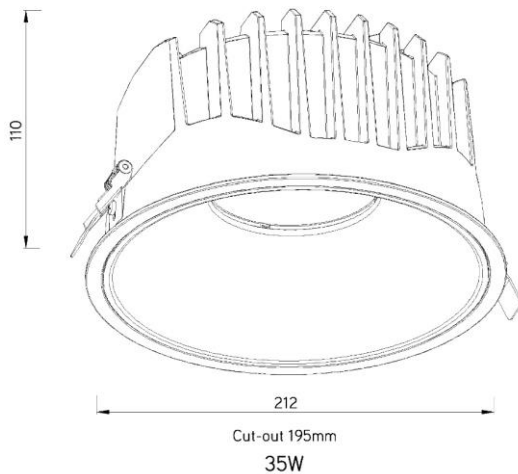


## Lumendrop



Sample size	11pcs
Number of failures	0pcs
DUT drive current used in the test	4140mA
Test duration	9,000H
Test duration used for projection	4,000H - 9,000H
Tested case temperature Tc	55C
a	-1.61953E-06
B	0.967
Reported L70 (5%) (hour)	>50000
Reported L80 (5%) (hour)	>50000
Reported L90 (5%) (hour)	>50000

## Dimensions



## Connection diagram

