



LED luminaire SOLA for wall or ceiling mounting. Impact resistant polycarbonate housing IP65 IK10. Equipped with 'toolless' connection terminals for quick and easy installation. With cable entries along the top and side. With integrated emergency unit 3h 3W 250~300lm.

IP65	IK10	120	5 YEARS	up to 85	0,95	54.000 L80B50	YES	82	4000	NO	SMD2835	21	YES	YES

Technical specifications

Referentie	SO284EME
EAN code	5420076217082
ETIM code	EC002892

Electrical specifications

System power (W)	28
LED power (W)	26,5
Input voltage (Vac)	200-240
Frequency (Hz)	50
Driver included	yes
Driver intern/extern	intern
Driver brand	
Driver reference	
Dimmable	nee
Flicker free	yes
Power factor	0,95
THD	
Driver output (V)	27-42
Driver output (mA)	700
Isolation class	II
Energy class	A+
N° circ. breaker 16A C	34
N° circ. breaker 16A D	54
Inrush current	

Warranty and certification

Lifetime (h)	54.000 L80B50
Warranty (years)	5 (excluding batteries)
ENEC	yes

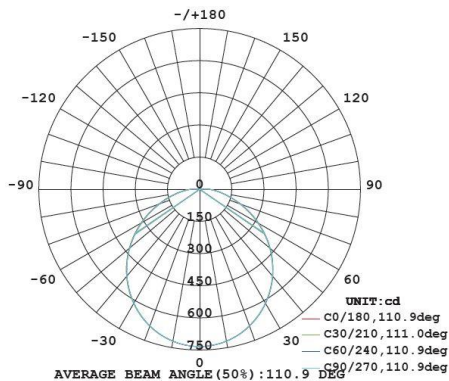
Photometric specifications

Light angle (°)	120
Color temperature (K)	4000
CRI	82
UGR	21
SDCM	3
Lumen output (Lm)	2400
Lm/W	85
Flux code	46 77 94 100 100
Ledchip	SMD2835
Led manufacturer	Hongli
N° of LEDs	156
Photobiological class	

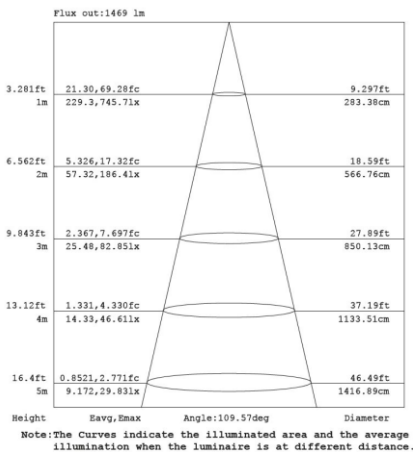
Dimensions and material properties

Dimensions (LxBxH)	350x350x105mm
Weight (kg)	2,095
Color	white RAL9003
Working temp. (°C)	-20~+50
IP value	IP65
IK value	IK10
UV resistant	yes
Seawater resistant	no
UL94	
N° in masterbox	4
N° on pallet	40
MOQ	1
Stock item	yes

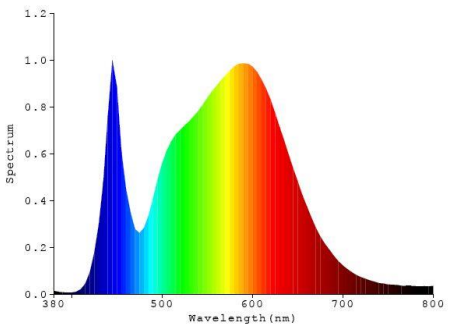
Lumen distribution



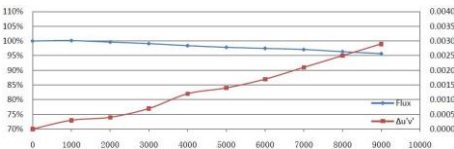
Distance curve:



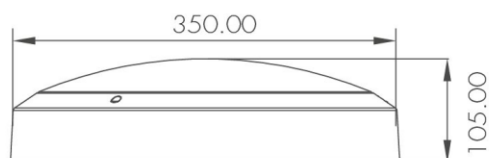
Spectrum distribution



Lumendrop



Dimensions



Connection diagram

