


















LED luminaire SOLA for wall or ceiling mounting. Impact resistant polycarbonate housing IP65 IK10. Equipped with 'toolless' connection terminals for quick and easy installation. With cable entries along the top and side. With integrated emergency unit 3h 3W, level of light output in case of emergency 10%.

														
IP65	IK10	120	5 YEARS	up to 91	0,95	54.000 L80B50	YES	82	4000	NO	SMD2835	<23	YES	NO

Technical specifications

Referentie	SO104EME
EAN code	5420076243401
ETIM code	EC002892

Electrical specifications

System power (W)	10,5
LED power (W)	9
Input voltage (Vac)	200-240
Frequency (Hz)	50
Driver included	yes
Driver intern/extern	intern
Driver brand	
Driver reference	
Dimmable	nee
Flicker free	yes
Power factor	0,95
THD	
Driver output (V)	16-60
Driver output (mA)	350
Isolation class	II
Energy class	F
N° circ. breaker 16A B	
N° circ. breaker 16A C	40
N° circ. breaker 16A D	65
Inrush current	

Warranty and certification

Lifetime (h)	54.000 L80B50
Warranty (years)	5 (excluding batteries)
ENEC	yes

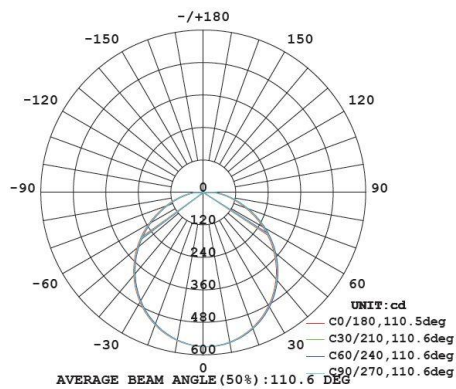
Photometric specifications

Light angle (°)	120
Color temperature (K)	4000
CRI	82
UGR	<23
SDCM	3
Lumen output (Lm)	920
Lm/W	91
Flux code	47 77 93 96 100
Ledchip	SMD2835
Led manufacturer	Hongli
N° of LEDs	99
Photobiological class	RG1

Dimensions and material properties

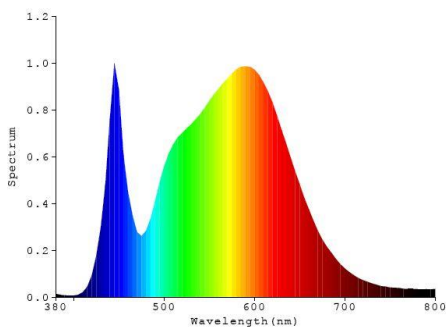
Dimensions (LxBxH)	290x290x103mm
Weight (kg)	1,675
Color	white
Working temp. (°C)	-20~+50
IP value	IP65
IK value	IK10
UV resistant	yes
Seawater resistant	no
UL94	
N° in masterbox	4
N° on pallet	132
MOQ	1
Stock item	no
EPA	

Lumen distribution

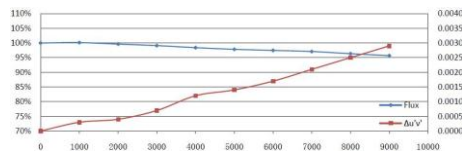


Distance curve:

Spectrum distribution



Lumendrop



Dimensions

Connection diagram

