

## Description:

Protect 1.5m 60W 4000K IP69K PC sensor + EM 3h



Protect is a tubular device with an IP69K degree of protection and equipped with stainless steel L316 end caps and clip-on mounting brackets. Protect comes with internal transit wiring 3G1.5mm<sup>2</sup> for easy and fast line assembly. Thanks to the toolless terminals with nylon cable gland on both sides and the clip-on mounting brackets, this device can be installed in no time. The opal PC diffuser guarantees an impact resistance of IK10 and makes this luminaire suitable for anti-vandalism and applications in garages and workshops. The built-in breather reduces the risk of moisture vapor and increases the service life of the seals. With built-in microwave sensor. To be used in combination with the handheld transmitter INT-remote. With autotest emergency unit and environmentally friendly LiFePO batteries, autonomy of 3 hours.

### Technical specifications

Referentie	PRO15604PCSE
EAN code	5420076255220
ETIM code	EC002892

### Electrical specifications

System power (W)	58
LED power (W)	57
Input voltage (Vac)	200~240
Frequency (Hz)	50/60
Driver included	yes
Driver intern/extern	intern
Dimmable	nee
Flicker free	yes
Power factor	0,95
Connection cable	no
Driver output (V)	30~42
Driver output (mA)	1500
Energy class	A+

### Dimensions and material properties

Dimensions (LxBxH)	1452x75x86mm
Weight (kg)	3
Color	milky
Working temp. (°C)	-20~+45
IP value	IP69K
IK value	IK10
UV resistant	yes
Seawater resistant	yes
N° in masterbox	6
N° on pallet	0
MOQ	1

### Warranty and certification

Lifetime (h)	75.000 L80B50
Warranty (years)	5
ENEC	no

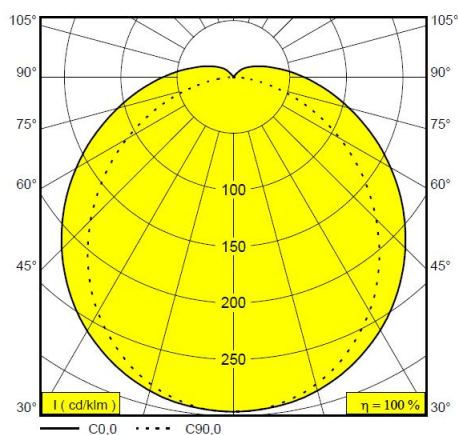
### Photometric specifications

Light angle (°)	120
Color temperature (K)	4000
CRI	84
UGR	30
SDCM	3
Lumen output (Lm)	7500
Lm/W	125
Flux code	43 72 90 92 100
Ledchip	SMD2835
Led manufacturer	San'an Optoelectronics
N° of LEDs	432
N° circ. breaker 16A C	36
N° circ. breaker 16A D	46
Photobiological class	RG0

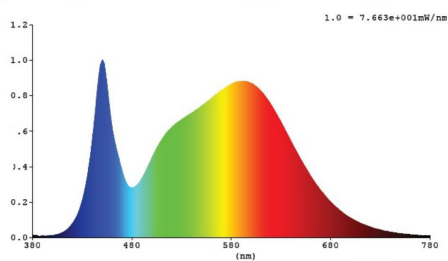
### Sensor options

Detection range	H= max. 6m radius 8m
Time on 100%	10s/1m/5m/10m/15m/20m/30m/60m
Daylight sensor (lx)	10lx/30lx/50lx
Timing dim level	1m/30m/60m/altijd
Dim level (%)	0%/10%/30%/50%
Master/slave function	no

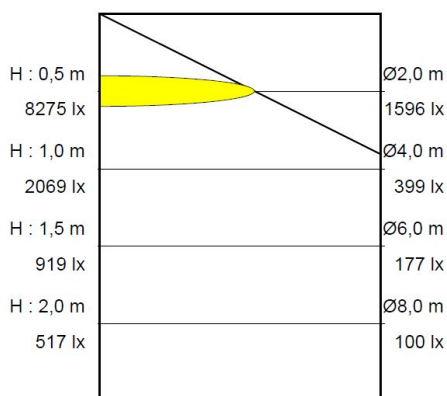
## Lumen distribution



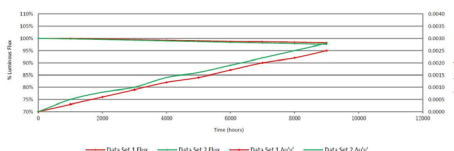
## Spectrum distribution



## Distance curve:



## Lumendrop

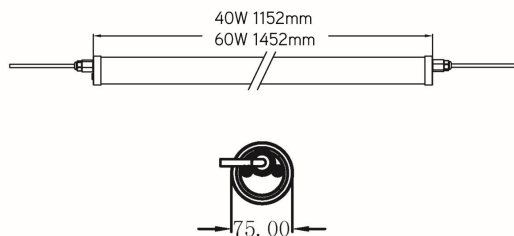


## Accessories

- PROSUS                      Suspension set for Protect 1,5m long
- INT-REMOTE              Integrattech universal sensor remote control



## Dimensions



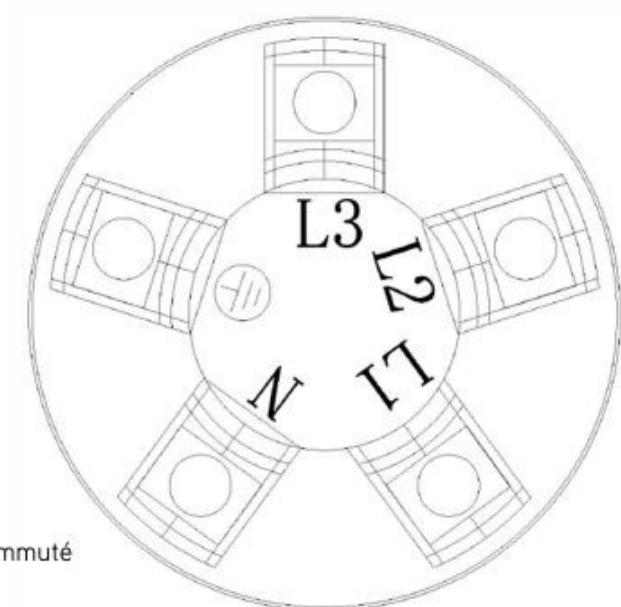
## Connection diagram

### DIMMING VERSION



### EMERGENCY

L	brown/bruin/brun	230V
L3	black/zwart/noir	230V switched/geschakeld/commuté



Glow wire test 850°C