


Description:

Protect 1.2m 40W 4000K IP69K PMMA sensor + EM 3h



Protect is a tubular device with an IP69K degree of protection and equipped with stainless steel L316 end caps and clip-on mounting brackets. Protect comes with internal transit wiring 3G1.5mm² for easy and fast line assembly. Thanks to the toolless terminals with nylon cable gland on both sides and the clip-on mounting brackets, this device can be installed in no time. The opal PMMA diffuser makes this device among others. suitable for agricultural applications, industrial soap solutions, oils and chlorine gas. The built-in breather reduces the risk of moisture vapor and increases the service life of the seals. With built-in microwave sensor. To be used in combination with the handheld transmitter INT-remote. With autotest emergency unit and environmentally friendly LiFePO batteries, autonomy of 3 hours.

Technical specifications

Referentie	PRO12404PMSE
EAN code	5420076255008
ETIM code	EC002892

Electrical specifications

System power (W)	40,05
LED power (W)	38
Input voltage (Vac)	200~240
Frequency (Hz)	50/60
Driver included	yes
Driver intern/extern	intern
Dimmable	nee
Flicker free	yes
Power factor	0,95
Connection cable	no
Driver output (V)	30~42
Driver output (mA)	1000
Energy class	A+

Dimensions and material properties

Dimensions (LxBxH)	1152x75x86mm
Weight (kg)	2,32
Color	milky
Working temp. (°C)	-20~+45
IP value	IP69K
IK value	IK06
UV resistant	yes
Seawater resistant	yes
N° in masterbox	9
N° on pallet	0
MOQ	1

Warranty and certification

Lifetime (h)	75.000 L80B50
Warranty (years)	5
ENEC	no

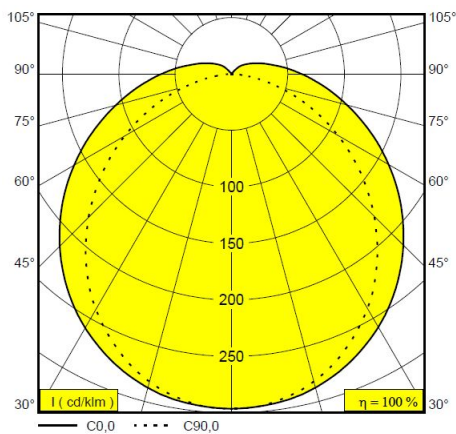
Photometric specifications

Light angle (°)	120
Color temperature (K)	4000
CRI	84
UGR	30
SDCM	3
Lumen output (Lm)	5400
Lm/W	135
Flux code	43 72 90 92 100
Ledchip	SMD2835
Led manufacturer	San'an Optoelectronics
N° of LEDs	288
N° circ. breaker 16A C	25
N° circ. breaker 16A D	39
Photobiological class	RG0

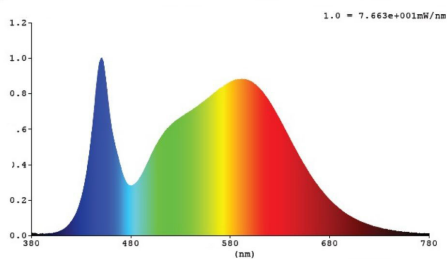
Sensor options

Detection range	H= max. 6m radius 8m
Time on 100%	10s/1m/5m/10m/15m/20m/30m/60m
Daylight sensor (lx)	10lx/30lx/50lx
Timing dim level	1m/30m/60m/altijd
Dim level (%)	0%/10%/30%/50%
Master/slave function	no

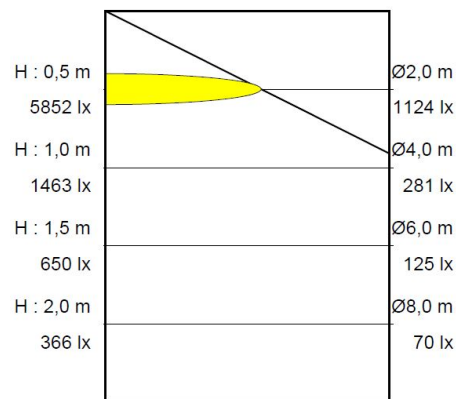
Lumen distribution



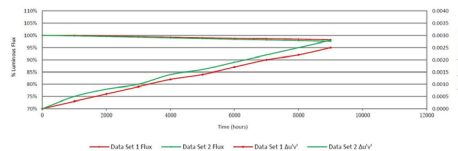
Spectrum distribution



Distance curve:



Lumendrop

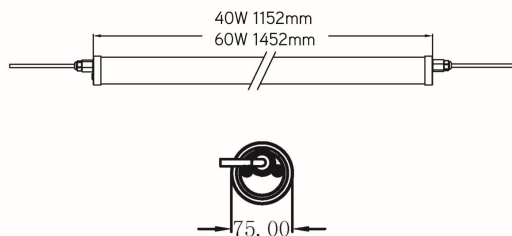


Accessories

- PROSUS Suspension set for Protect 1,5m long
- INT-REMOTE Integrattech universal sensor remote control



Dimensions



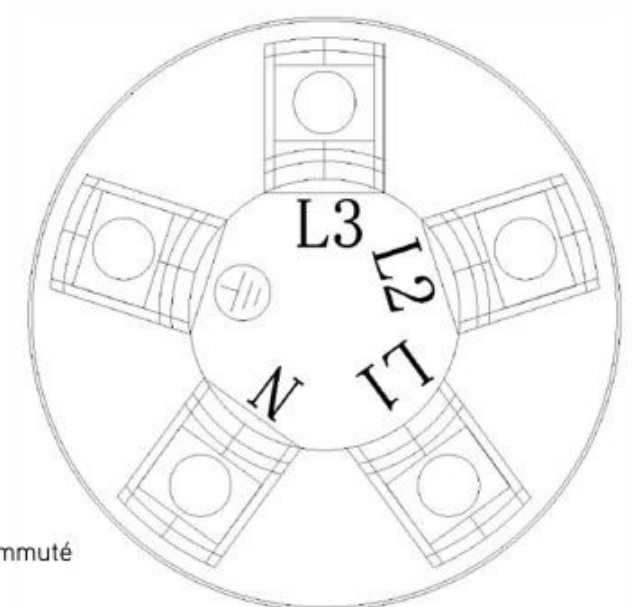
Connection diagram

DIMMING VERSION



EMERGENCY

L	brown/bruin/brun	230V
L3	black/zwart/noir	230V switched/geschakeld/commuté



Glow wire test 850°C