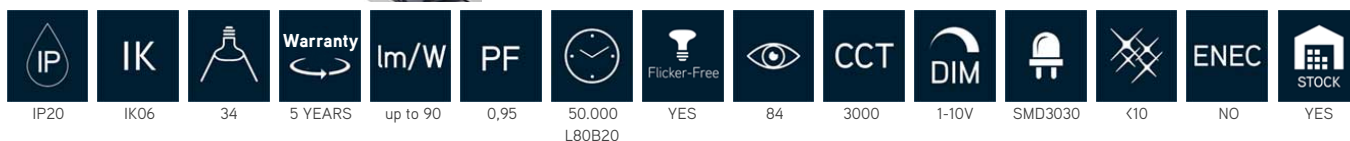




Lineaconnect is a functional aluminum line luminaire in aluminum that can be connected in a simple and fast way. The transparent power cable, invisible brackets for surface mounting and the necessary accessories for in-line coupling are supplied as standard. Type LCU is finished with a black anti-glare screen, which results in an extremely low UGR. Length 1.2m 40W, efficiency up to 90lm/W, standard dimmable 1-10V. A maximum of 20 pieces (40W) can be connected in one line.



Technical specifications

Referentie	LCU403W
EAN code	5420076207878
ETIM code	EC002892

Electrical specifications

System power (W)	37,4
LED power (W)	37
Input voltage (Vac)	180-264VAC
Frequency (Hz)	47~63
Driver included	yes
Driver intern/extern	intern
Driver brand	
Driver reference	
Dimmable	1-10V
Flicker free	yes
Power factor	0,95
Connection cable	no
Driver output (V)	42
Driver output (mA)	800
Isolation class	I
Energy class	A+
N° circ. breaker 16A C	25
N° circ. breaker 16A D	39
Inrush current	<30A

Warranty and certification

Lifetime (h)	50.000 L80B20
Warranty (years)	5 (excluding batteries)
ENEC	no

Photometric specifications

Light angle (°)	34
Color temperature (K)	3000
CRI	84
UGR	<10
SDCM	3
Lumen output (Lm)	3200
Lm/W	90
Flux code	65 89 98 100 100
Ledchip	SMD3030
Led manufacturer	Osram
N° of LEDs	42
Photobiological class	RG0

Dimensions and material properties

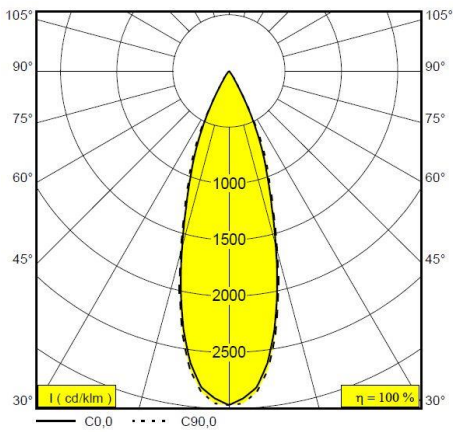
Dimensions (LxBxH)	1148x49x64mm
Weight (kg)	1,8
Color	white RAL9016
Working temp. (°C)	-20~+45
IP value	IP20
IK value	IK06
UV resistant	yes
Seawater resistant	no
UL94	
N° in masterbox	9
N° on pallet	
MOQ	1
Stock item	yes

DATASHEET

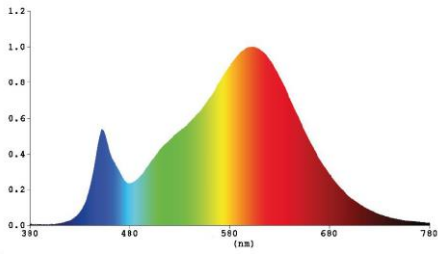
LCU403W Lineaconnect 1,2m 40W 3000K UGR<10 white



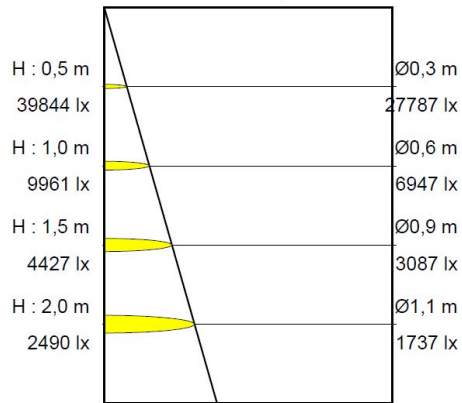
Lumen distribution



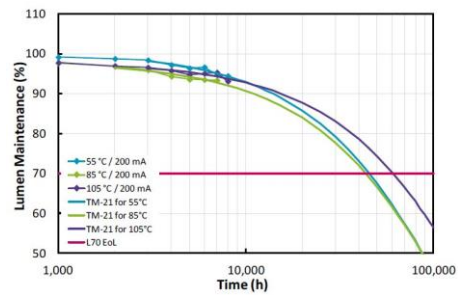
Spectrum distribution



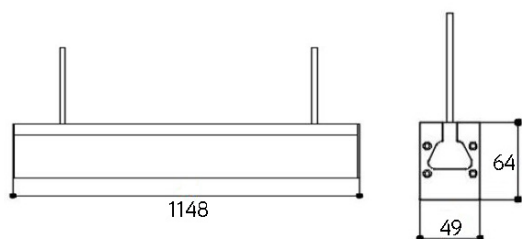
Distance curve:



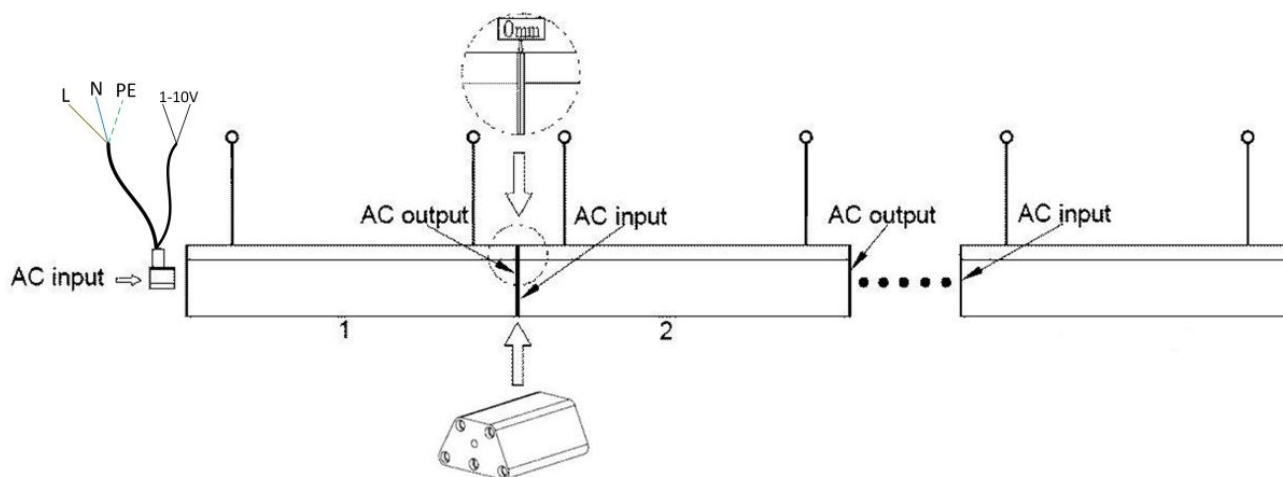
Lumendrop



Dimensions



Connection diagram



Current draw 1-10V < 1mA