



Damp proof LED luminaire HWDP IP66 in polycarbonate housing with opal cover IK08 and pre-assembled stainless steel clips. Equipped with 5-pole toolless connection connector on both sides and through wiring of 2.5mm². High output version up to 150lm/W. Equipped with ENEC SELV driver, flicker free. Ideal for line mounting and emergency power circuits. Supplied including stainless steel ceiling brackets, two M20 cable glands for line mounting and 2 input grommets for ceiling wiring. The housing has 5 inputs for cable entry through the ceiling. Driver, through-wiring and connectors are mounted in the base of the luminaire. The LED plate and PC cover are one unit, which protects the LEDs against contact, and a fall protection with steel cable is provided. Emergency version autotest 3h equipped with environmentally friendly LiFePO batteries. Emergency output 4W 618lm.

IP66	IK08	120	5 YEARS	up to 150	0,969	54.000 L90B50	YES	82	4000	NO	SMD2835	25	YES	YES

Technical specifications

Referentie	HWDP-60154HOEMS
EAN code	5420076264321
ETIM code	EC002892

Electrical specifications

System power (W)	63
LED power (W)	60
Input voltage (Vac)	220-240
Frequency (Hz)	50/60
Driver included	yes
Driver intern/extern	intern
Driver brand	Boke
Driver reference	BK-CWL060-1500A
Dimmable	nee
Flicker free	yes
Power factor	0,969
THD	<15%
Driver output (V)	30~42
Driver output (mA)	1500
Isolation class	I
Energy class	A+
N° circ. breaker 16A C	10
N° circ. breaker 16A D	18
Inrush current	<40A 120µs

Warranty and certification

Lifetime (h)	54.000 L90B50
Warranty (years)	5 (excluding batteries)
ENEC	yes

Photometric specifications

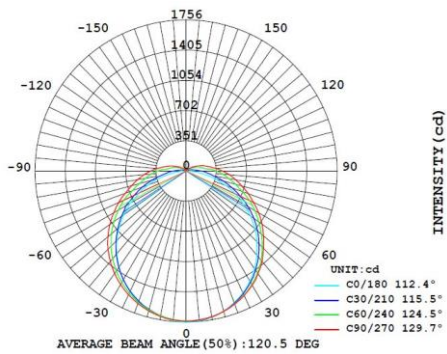
Light angle (°)	120
Color temperature (K)	4000
CRI	82
UGR	25
SDCM	3
Lumen output (Lm)	9000
Lm/W	150
Flux code	
Ledchip	SMD2835
Led manufacturer	Hongli
N° of LEDs	395
Photobiological class	RG0

Dimensions and material properties

Dimensions (LxBxH)	1500x95x83mm
Weight (kg)	2,5
Color	light grey RAL7042
Working temp. (°C)	-25~+45
IP value	IP66
IK value	IK08
UV resistant	yes
Seawater resistant	no
UL94	
N° in masterbox	6
N° on pallet	90
MOQ	1
Stock item	yes

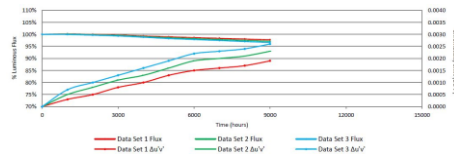
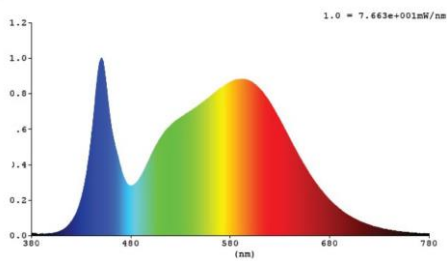
Lumen distribution

Distance curve:

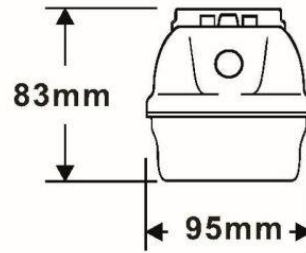
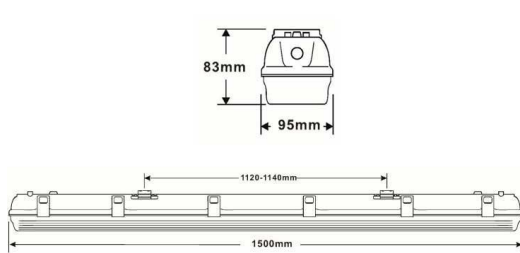


Spectrum distribution

Lumendrop



Dimensions



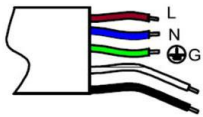
Connection diagram

Standaard/standard



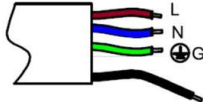
200~240VAC
Max. 5x2,5mm²
L: bruin/brun/brown
N: blauw/bleu/blue
G: geel-groen/jaune-vert/yellow-green

Dimming









Max. 5x2,5mm²
L: bruin/brun/brown
N: blauw/bleu/blue
G: geel-groen/jaune-vert/yellow-green
DA1/DIM+: wit of grijs/blanc ou gris/white or grey
DA2/DIM-: zwart/noir/black

Noodunit/unité de secours/emergency



Max. 5x2,5mm²
L continu: bruin/brun/brown
N: blauw/bleu/blue
G: geel-groen/jaune-vert/yellow-green
L switched: zwart/noir/black

	Color	LED indication	Status	Comment
	Green	Permanent green	Fully Charged/ Charging Mode	AC mode
	Green	Fast flashing green (0.1 sec on, 0.1 sec off)	Function test underway	
	Green	Slow flashing green (1 sec on, 1 sec off)	Duration test underway	
	Red	Permanent red	Load failure	Open circuit/ Short circuit Led failure (emergency mode)
	Red	Slow flashing red (1 sec on, 1 sec off)	Battery failure	Battery failed the duration test or function test / No battery
		Green and red off	DC mode	Battery operation (emergency mode)

Glow wire test 850°C

THD <15%

Warranty batteries ! LiFePO 3 years