



Damp proof LED luminaire HWDP IP66 in polycarbonate housing with opal cover IK08 and pre-assembled stainless steel clips. Equipped with 5-pole toolless connection connector on both sides and through wiring of 2.5mm². Lumen output up to 130lm/W at 4000K (150lm/W version available in option). Equipped with ENEC SELV driver, flicker free. Ideal for line mounting and emergency power circuits. Supplied including stainless steel ceiling brackets, two M20 cable glands for line mounting and 2 input grommets for ceiling wiring. The housing has 5 inputs for cable entry through the ceiling. Driver, through-wiring and connectors are mounted in the base of the luminaire. The LED plate and PC cover are one unit, which protects the LEDs against contact, and a fall protection with steel cable is provided.

IP66	IK08	120	5 YEARS	up to 130	0,967	70.000 L80B10	YES	82	4000	NO	SMD2835	22,8	YES	YES

Technical specifications

Referentie	HWDP-18124
EAN code	5420076254421
ETIM code	EC002892

Electrical specifications

System power (W)	18,9
LED power (W)	18
Input voltage (Vac)	220-240
Frequency (Hz)	50/60
Driver included	yes
Driver intern/extern	intern
Driver brand	Boke
Driver reference	BK-CHL024
Dimmable	nee
Flicker free	yes
Power factor	0,967
THD	<15%
Driver output (V)	30~42
Driver output (mA)	500
Isolation class	I
Energy class	A+
N° circ. breaker 16A C	24
N° circ. breaker 16A D	38
Inrush current	<40A 120µs

Warranty and certification

Lifetime (h)	70.000 L80B10
Warranty (years)	5 (excluding batteries)
ENEC	yes

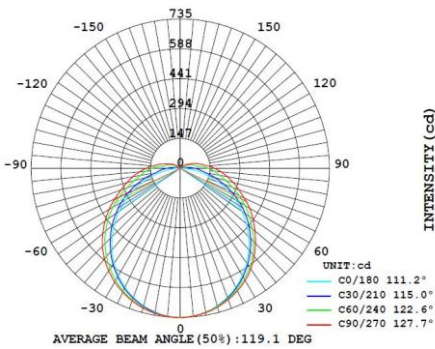
Photometric specifications

Light angle (°)	120
Color temperature (K)	4000
CRI	82
UGR	22,8
SDCM	3
Lumen output (Lm)	2551
Lm/W	130
Flux code	42 72 90 93 100
Ledchip	SMD2835
Led manufacturer	Hongli
N° of LEDs	240
Photobiological class	RG0


Dimensions and material properties

Dimensions (LxBxH)	1200x95x83mm
Weight (kg)	1,62
Color	light grey RAL7042
Working temp. (°C)	-25~+45
IP value	IP66
IK value	IK08
UV resistant	yes
Seawater resistant	no
UL94	
N° in masterbox	6
N° on pallet	90
MOQ	1
Stock item	yes

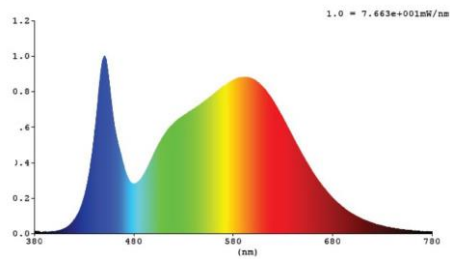
Lumen distribution



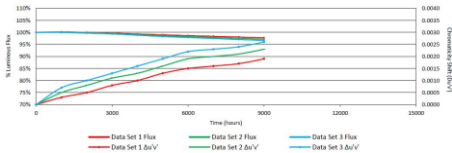
Distance curve:



Spectrum distribution



Lumendrop



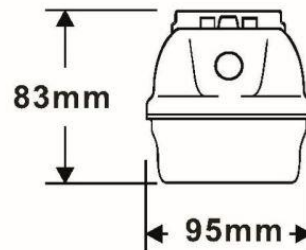
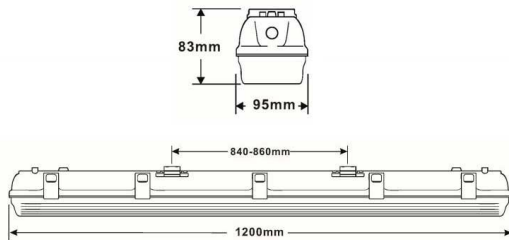
Accessories

HWDP-SUS

HWDP suspension set 1,5m



Dimensions



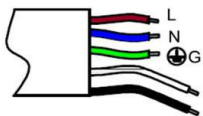
Connection diagram

Standaard/standard



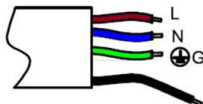
200-240VAC
Max. 5x2,5mm²
L: bruin/brun/brown
N: blauw/bleu/blue
G: geel-groen/jaune-vert/yellow-green

Dimming



Max. 5x2,5mm²
L: bruin/brun/brown
N: blauw/bleu/blue
G: geel-groen/jaune-vert/yellow-green
DA1/DIM+: wit of grijs/blanc ou gris/white or grey
DA2/DIM-: zwart/noir/black

Noodunit/unité de secours/emergency



Max. 5x2,5mm²
L continu: bruin/brun/brown
N: blauw/bleu/blue
G: geel-groen/jaune-vert/yellow-green
L switched: zwart/noir/black

	Color	LED indication	Status	Comment
	Green	Permanent green	Fully Charged/ Charging Mode	AC mode
	Green	Fast flashing green (0.1 sec on, 0.1 sec off)	Function test underway	
	Green	Slow flashing green (1 sec on, 1 sec off)	Duration test underway	
	Red	Permanent red	Load failure	Open circuit/ Short circuit Led failure (emergency mode)
	Red	Slow flashing red (1 sec on, 1 sec off)	Battery failure	Battery failed the duration test or function test / No battery
		Green and red off	DC mode	Battery operation (emergency mode)

Glow wire test 850°C

THD <15%