



Recessed spot DEEP IP20 with white powder coating. The die-cast aluminum housing has a white reflector with a beam of 38°. Cut-out only 75mm. Deeper-lying LED source Bridgelux with high color rendering CRI90 and low glare UGR <19. Fast connection is possible with the included tool-less connection box.

IP20	IK04	38	5 YEARS	up to 76	0,9	54.000 L80B10	YES	90	3000	A+	NO	15	JA	NEE

Technical specifications

Reference	DEEP9W30
EAN code	5420076266974
ETIM code	EC001744

Electrical specifications

System power (W)	8,3
LED power (W)	9
Input voltage (Vac)	220-240Vac
Frequency (Hz)	50/60
Driver included	yes
Driver intern/extern	extern
Driver brand	Tridonic
Driver reference	LC 10/200/42
Dimmable	nee
Flicker free	yes
Power factor	0,9
Connection cable	0,2m
Driver output (V)	42V
Driver output (mA)	200mA
Isolation class	I
Energie class	A+

Dimensions and material properties

Dimensions (LxWxH)	86x86x78mm
Outer diameter (mm)	86
Cutout diameter (mm)	75
Weight (kg)	0,36
Color	white
Working temp. (°C)	-20~+45
IP value	IP20
IK value	IK04
UV resistant	yes
Seawater resistant	no
N° in masterbox	18
N° on pallet	0
MOQ	1
Stock item	Yes

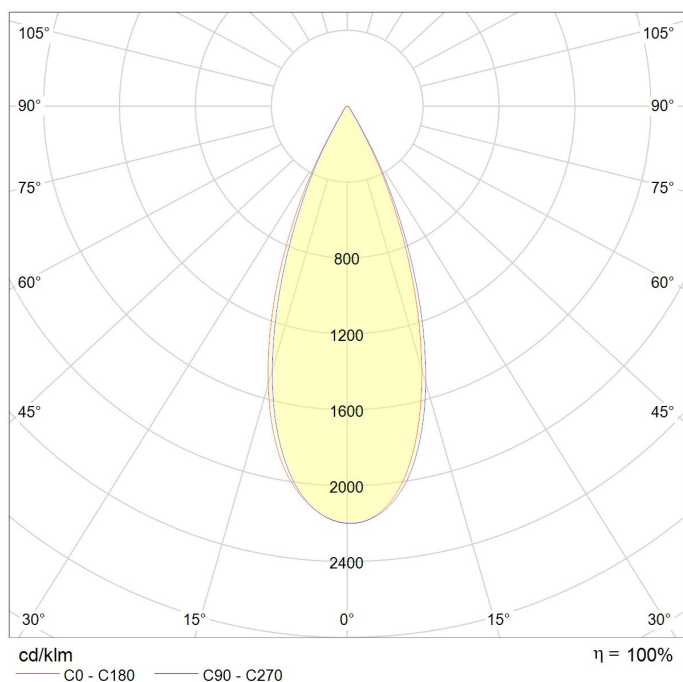
Warranty and certification

Lifetime (h)	54.000 L80B10
Warranty (years)	5
ENEC approved	no (excluding batteries)

Photometric specifications

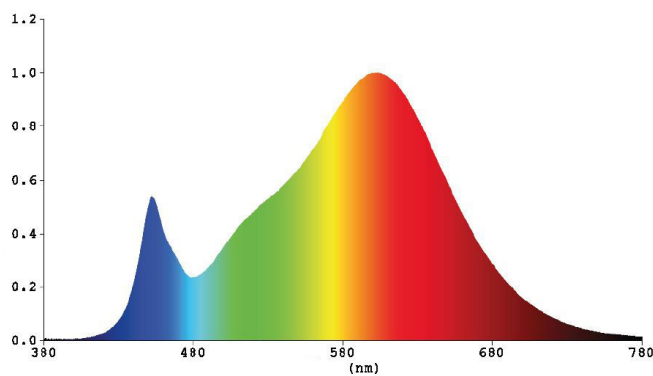
Light angle (°)	38	
Color temperature (K)	3000	
CRI	90	
UGR	15	
SDCM	3	
Lumen output (Lm)	686	
Lm/W	76	
Flux code	96 99 100 100 100	
Ledchip	COB	
Led manufacturer	Citizen	
N° of LEDs	1	
N° circ. breaker 16A C	130	
N° circ. breaker 16A D		
Photobiological class	RG0	
TM-21	Lifetime	Temp Tc
L90B10	48.000	55°C
L80B10	54.000	55°C
L70B10	60.000	55°C

Lumen distribution

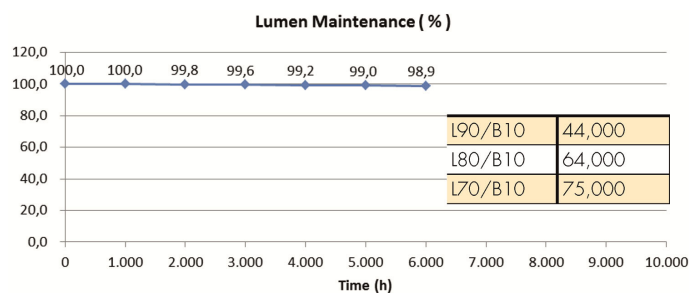


Distance curve:

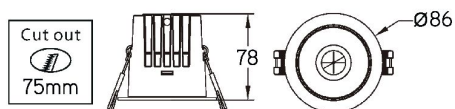
Spectrum distribution



Lumendrop



Dimensions



Connection diagram

